



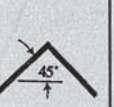
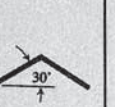




# 7-Part™ Sling

IWRC EIP Flemish Mechanical Spliced (6x19, 6x37 class)

Rated Capacity in Tons (2000 lbs.)									
Component Rope Diameter	Approximate Finished Sling Diameter	 Vertical Capacity	 Choker Capacity	Basket Hitch**				Standard Eye Dimension	
				 Vertical	 60°	 45°	 30°		
				A	B				
*1/8	3/8	1.2	1	2.4	2	1.6	1.2	3	6
*3/16	9/16	2.4	2.1	4.8	4.2	3.4	2.4	4	8
*1/4	3/4	4	3.5	8	6.9	5.7	4	5	10
*5/16	1	5.6	4.9	11.2	9.7	8	5.6	6	12
3/8	1 1/8	8.7	7.6	17.4	15	12.3	8.7	7 1/2	15
7/16	1 5/16	11.7	10.3	23.4	20.3	16.5	11.7	9	18
1/2	1 1/2	15.3	13.4	30.6	26.5	21.6	15.3	10	20
9/16	1 3/4	19.3	16.9	38.6	33.4	27.3	19.3	12	24
5/8	1 7/8	23.7	20.7	47.4	41	33.5	23.7	12	24
3/4	2 1/4	33.8	29.5	67.5	58.5	47.7	33.8	15	30
7/8	2 5/8	45.7	40	91.4	79.2	64.6	45.7	17	34
1	3	59.4	52	118.7	102.8	83.9	59.4	20	40

